



NAVIGATING THE SWIFT APPLICATION PROCESS:
Water Conservation Projects

**SWIFT FUNDING WORKSHOP:
FOCUS ON WATER CONSERVATION PROJECTS**

OCTOBER 20, 2016

WESLACO, TX

Objectives

- Assist small-to-mid-sized utilities in evaluating funding strategies
- Help you determine whether SWIFT is right for you and how to pursue SWIFT funding
- Provide information on how you can develop a specific water conservation or water loss control project
- Identify other potential sources of funding for your water conservation or water loss control projects

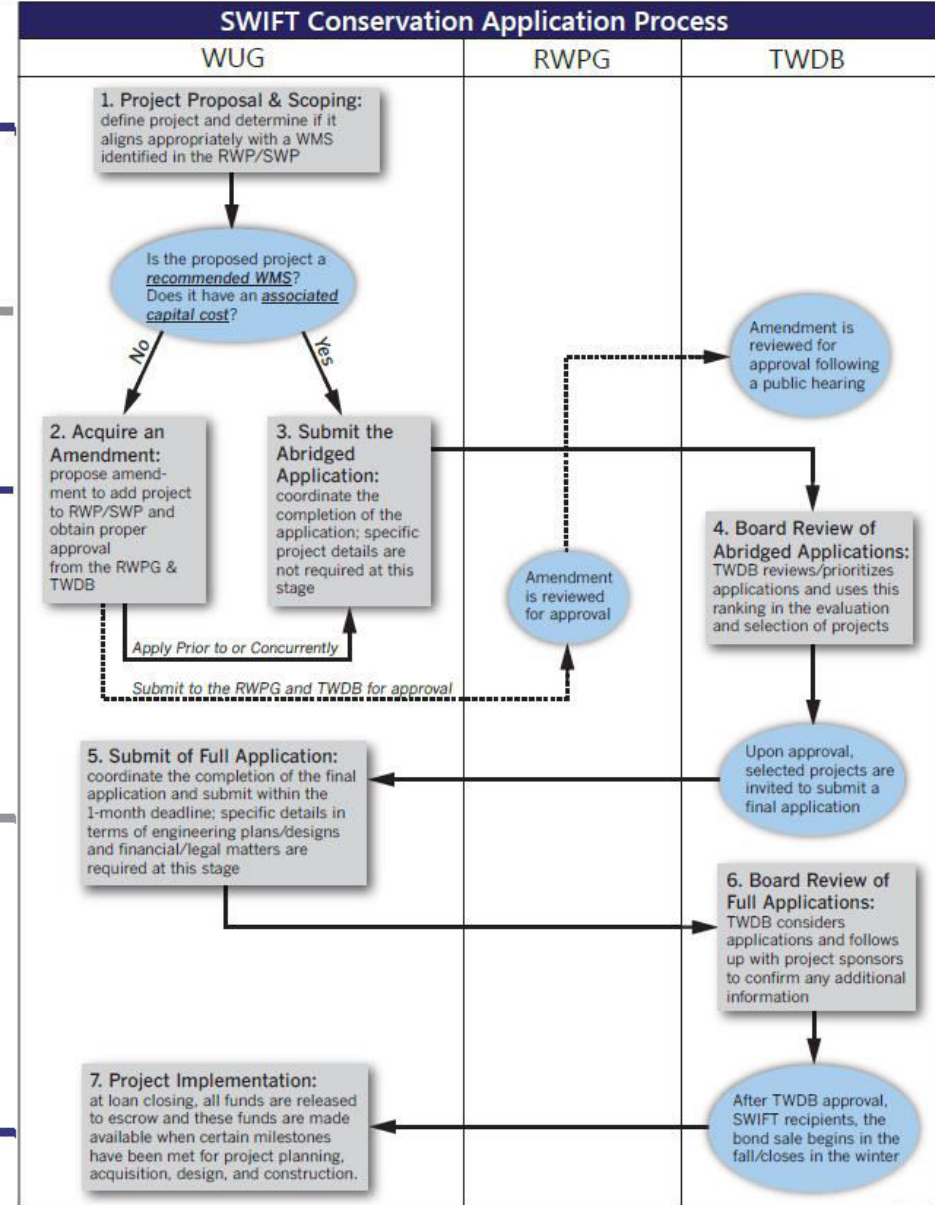

Table of Contents

- Introduction
- Designing Your Water Conservation Project
- Conducting a Cost-Benefit Analysis for Your Project
- Is My Project in the State Water Plan?
- SWIFT Process | Overview
- SWIFT Process | Step-by-Step
- Alternative Sources of Funding
- Additional Resources

Year	Smart Meters	Software	Water Loss Detection & Repair	Total
2018	\$340,380	\$170,190	-	\$510,570
2019	\$345,486	\$172,743	-	\$518,229
2020	\$350,668	\$175,334	\$178,180	\$704,182
2021	\$355,928	\$177,964	\$178,180	\$712,072
2022	\$361,267	\$180,634	\$178,180	\$720,080
2023		\$183,343	\$178,180	\$361,523
2024		\$ 186,093	\$178,180	\$364,273
2025		\$ 188,885	\$178,180	\$367,065
2026		\$191,718	\$178,180	\$369,898
2027		\$194,594	\$178,180	\$372,774
2028		\$197,512	\$178,180	\$375,692
2029		\$200,475	\$178,180	\$378,655
			TOTAL	\$5,755,012

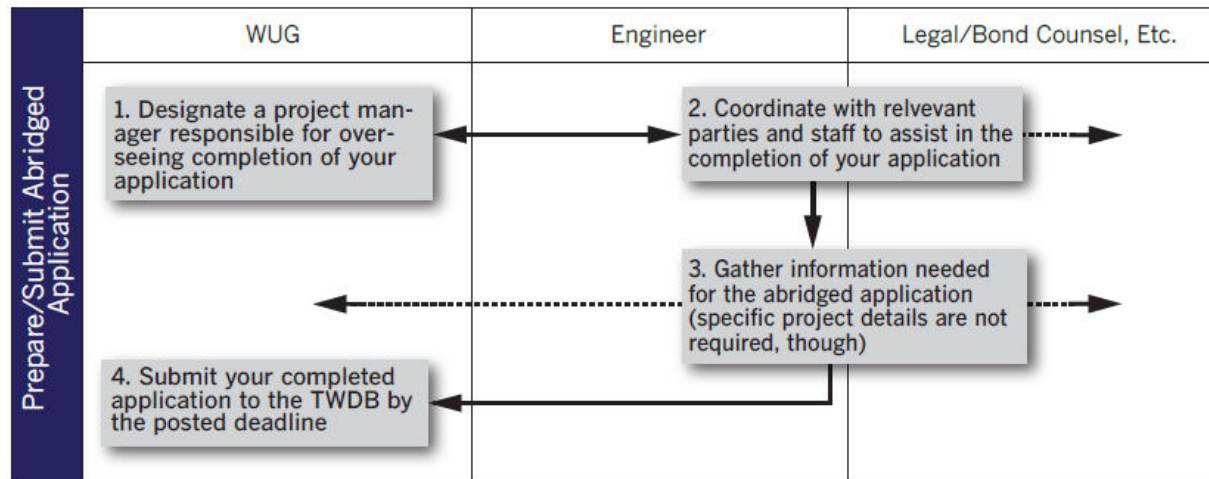
SWIFT Process

Note: This timeline is based on previous SWIFT cycles and is subject to change depending on the number of bond sales the TWDB holds in a year.



Sample: Submittal of Abridged Application

3. SUBMITTAL OF ABRIDGED APPLICATION



Checklist

- ✓ Appoint a project leader to direct submittal of the abridged application.
- ✓ Determine which staff are most knowledgeable of each section (*General Information*, *Project Description*, and *Estimated Project Costs*) and solicit their help in completing these sections and providing any supplemental information.
- ✓ Submit the [Infrastructure Financing Report Survey](#)
- ✓ For additional guidance, check out [TWDB's guidelines and instructions](#) for completing an online SWIFT Abridged Application

Tips

- 💧 Plan early because the calendar may not always be on your side. The timing of the abridged application deadline does not coordinate well with the typical city government calendar, so you will need to take this into account when planning your project and preparing your application.
- 💧 Your project manager plays a critical role in the preparation of the abridged application and later the full application. The project leader helps ensure applications are executed in a timely fashion and that appropriate staff members have been tasked with providing information for each section.
- 💧 Hold a kick-off meeting well before the applications are due in order to set a timeline with adequate time for review and to make sure staff are all on the same page. It is also helpful to set follow-up meetings as needed.

Case Studies

Case Study: City of Bedford

For the 2015 SWIFT cycle, the City of Bedford pursued a municipal conservation/water loss project involving the application of AMR and replacement of aged water pipelines. Several years prior to submitting their SWIFT application, the city began transitioning to AMR, but with 15,000 meters total, the city did not have the financial capacity to quickly make the transition. In order to expedite the process, Bill Moriarty with King Engineering approached the Director of Public Works for the City of Bedford and recommended SWIFT funding as a way to support the AMR project. The city responded with much interest and decided to move forward in the application process with King Engineering taking the lead.

When the parties began discussing the project scope in late 2014, they realized that they would need to request an amendment to the Regional and State Water Plans to include their proposed project and its capital costs. At the time, however, City of Bedford was advised by the TWDB that they

could not apply unless their project was already included in the State Water Plan—but after some discussion and clarification, the TWDB gave the city clearance to move forward in their request for an amendment in tandem with the submittal of their abridged application. As a so-called 'guinea pig', the City of Bedford was one of the first project sponsors (along with the City of Fort Worth) to seek SWIFT funding for an AMR- and AMI-type municipal conservation projects.

Not only was the 2015 SWIFT cycle a learning experience for the City of Bedford and Fort Worth, it was also one for the TWDB. The TWDB has since responded to these issues by adjusting certain application procedures to better facilitate the application procedure. Further refining and streamlining of the process will help encourage more water user groups to apply for SWIFT in the future.

Alternative Funding Sources

STATE & FEDERAL PROGRAMS

- Rural Water Assistance Fund
- Texas Water Development Fund
- Drinking Water State Revolving Fund
- Clean Water State Revolving Fund
- USDA Rural Development's Water & Waste Disposal Loan & Grant Program

SELF-FINANCED OPTIONS

- Water conservation “riders”
- Municipal leases
- Public-private partnerships (P3s)

For More Information

“Navigating the SWIFT Application Process: Water Conservation Projects”
will be available at: www.texaslivingwaters.org

Attendees of this workshop will also be emailed the full document.

You can learn more about the
Texas Living Water Project at
www.texaslivingwaters.org